

■ GENERAL DESCRIPTION:

SS-9012 EB is a speaker selector used in conjunction with 9000M2 series mixer amplifiers or other paging equipment.

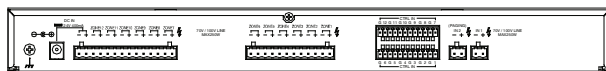
It selectively distributes each of 2 amplified inputs to the same 12 output zones by the status of corresponding contact closure input.

It requires DC 24V power supply (AC Adaptor, AD-246 or equivalent).

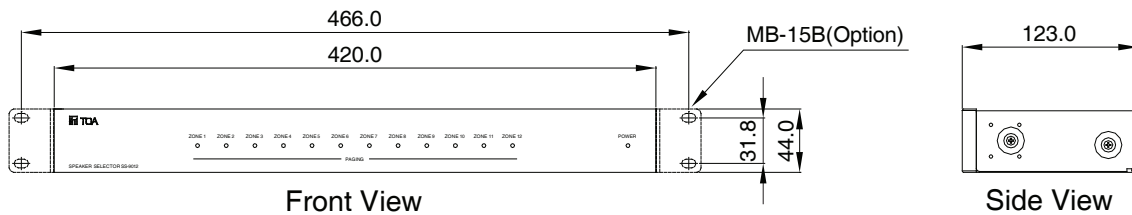
■ SPECIFICATIONS:

Power Source	24 V DC (Operating range: 19 V - 29 V DC) Supplied from AC adaptor AD-246 or the equivalent
Power Consumption	400mA or less
Power Handling	250W or less (70V/100V line) per channel (IN1, IN2)
Control Input	12 channels, dry (no voltage) contact closures, open voltage: 3.3V DC, short-circuit current: under 1 mA, removable terminal block (24 pins)
Speaker Terminal	Removable Terminal Block (2 pins, IN1, IN2, Zone1 - 12)
Control Terminal	Removable Terminal Block (24 pins)
Operating Temperature	-10°C to +40°C (14°F to 104°F)
Finish	Case: Surface-treated steel plate, Black
Dimensions	420(W) X 44(H) X 123(D) mm
Weight	1.6kg
Accessory	Removable Terminal plug (2 pins) ··· 2, Removable Terminal plug (12 pins) ··· 3, Removable Terminal plug (14 pins) ··· 1,
Option	AC adaptor: AD-246, Rack mount bracket: MB-15B, Wall mount bracket: YC-850

■ APPEARANCE

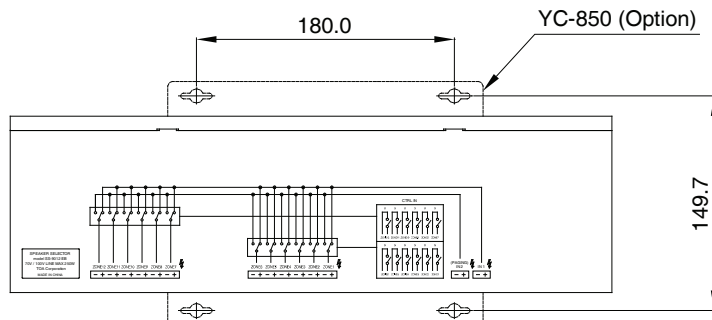


Real View



Front View

Side View



Top View

UNIT: mm